

Annexes B & C to this Appendix are not for publication as they contain exempt information of the description in Paragraphs 14 and 21 of Schedule 12A of the Local Government Act 1972.

Appendix 1

Treasury Management Annual Report 2022/23

Cardiff Council



Introduction

1. Treasury management activities are the management of the organisation's investments and cash flows, its banking, money market and capital market transactions; the effective control of the risks associated with those activities; and the pursuit of optimum performance consistent with those risks.
2. The Council carries out its treasury management activities in accordance with a code developed for public services and updated in 2021 by the Chartered Institute of Public Finance and Accountancy (CIPFA).
3. The Council has delegated responsibility for treasury management to the Corporate Director of Resources (S151 Officer). The Council's Treasury Management Practices which are updated annually, identifies specific responsibilities of officers as well as setting out schedules highlighting the way in which treasury activities are managed.
4. On 25th February 2010, Council approved policies and adopted the four clauses of the treasury management code which are replicated in **Annexe A** for information. Council received a report in March 2022 on the Council's Treasury Management Strategy for 2022/23 and a mid-year review in November 2022.
5. The Treasury Management is an integral part of the Council's Strategic and Financial planning framework, with borrowing activities primarily because of historic and future capital expenditure approved by Council as part of the Council's Capital Investment programme.

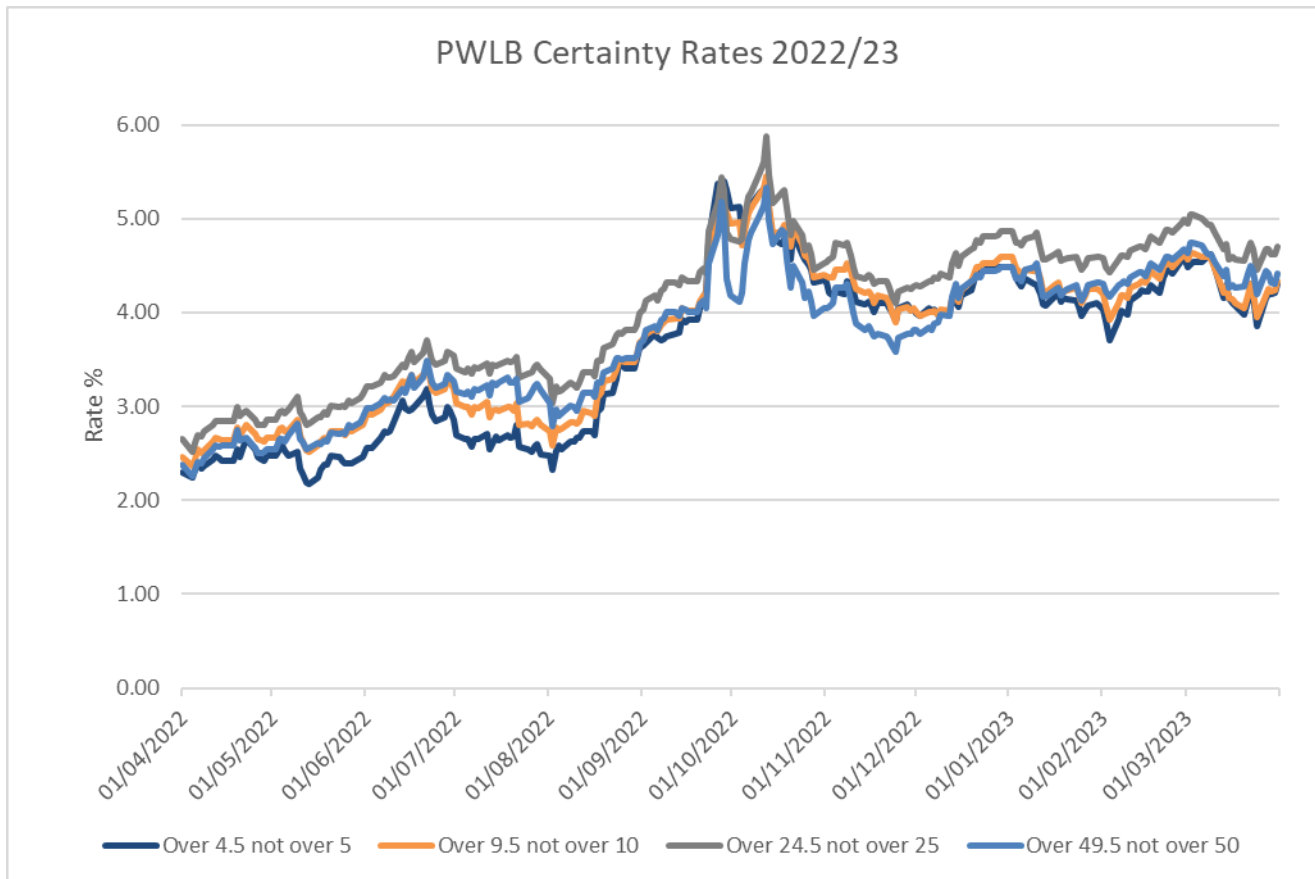


6. This report provides members with an annual report for the Council's Treasury Management activities for 2022/23. It covers:-
 - the economic background to treasury activities
 - treasury investment strategy and outturn for 2022/23
 - borrowing strategy and outturn for 2022/23 including debt rescheduling
 - compliance with treasury limits and prudential indicators
 - resilience of the Treasury Management function
 - treasury management issues for 2023/24.

7. Council requires scrutiny of the accounting, audit and commercial issues of its Treasury Management Strategy and practices to be undertaken by the Council's Governance and Audit Committee. A glossary of key treasury management terms is included at Annexe E. It should be noted that performance and risk in respect to non-treasury management investments such as property are not reported as part of this Annual Report.

Economic Background

8. Against a backdrop of stubborn inflationary pressures, the easing of Covid restrictions in most developed economies, the continued Russian invasion of Ukraine, and a range of different UK Government policies, UK interest rates were volatile across various time periods throughout 2022/23.
9. Inflation was the root cause turmoil in financial markets. Inflation was elevated but labour markets extra-ordinarily tight, making it an issue of fine judgment as to how far monetary policy needed to tighten. Consumer Price Inflation (CPI) picked up to what should be a peak reading of 11.1% in October, although hopes for significant falls from this level will very much rest on the movements in the gas and electricity markets, as well as the supply-side factors impacting food prices. Forecasts expect CPI to drop back towards 4% by the end of 2023.
10. The UK unemployment rate fell through the year to a 48-year low of 3.6%, however without an increase in the labour force participation rate and average wage increases running at over 6% the Monetary Policy Committee was concerned that wage inflation will prove just as sticky and unsustainable as major supply-side shocks to food (up 18.3% y/y in February 2023) and energy that have endured since Russia's invasion of Ukraine.
11. To address inflation concerns, Bank Rate increased steadily throughout 2022/23. Bank Rate moved up in stepped increases of either 0.25% or 0.5%, reaching 4.25% by the end of the financial year, with further increases in 2023/24.
12. UK gilt yields reversed the increases seen as a result of political changes during the year, although they remain elevated in line with developed economies generally due to inflation expectations and as a result of overall increases in debt. The above economic background and political changes in the UK, have resulted in significant volatility in gilt yields and in turn borrowing rates as markets digest daily developments in the financial markets, release of economic data both domestically and internationally. The chart below shows movements and general trend of increase in PWLB certainty rates through the year.
13. The Public Works Loan Board is one source of local authority borrowing and subject to annual review of eligibility. PWLB rates are based on gilt (UK Government bonds) yields, however HM Treasury determine a specified margin to add to gilt yields for any local authority borrowing. Most local authorities can undertake loans at the PWLB Certainty Rate, which is gilt rate plus 80 basis points (G+80 bps). As a general rule, short-dated gilt yields will reflect expected movements in Bank Rate, whilst medium to long-dated yields are driven primarily by the inflation outlook.



Investments and Outturn

14. The Council's treasury investments include those arising from its own temporary cash balances as well as balances held from activities of Joint Committees such as the Cardiff Capital Region City Deal, for which it is the accountable body.
15. The management of the day-to-day cash requirements of the Council is undertaken in-house with credit advice from Link Asset Services, the Council's Treasury Management advisors. This may involve temporary borrowing pending receipt of income or the temporary lending of surplus funds. Investment balances fluctuate daily and arise from a number of sources including differences in timing of revenue and capital cash flows, reserves, provisions and other balances held for future use.

16. The Council invests with institutions approved by Council as part of its Treasury Management Strategy and in accordance with investment guidelines established by the Welsh Government. As part of the Markets and Financial Instruments Directive II, the Council elected for 'professional' status. The categories, names, periods and size limits on the Council's approved investment list can be extended, varied or restricted at any time by the Corporate Director Resources under delegated powers and are monitored closely in conjunction with the Council's treasury advisors.
17. Whilst the average daily cash balance was £236.3 million during 2022/23, at 31 March 2023, investments stood at £160.6 million. The latter included £61 million in respect to City Deal deposits. The Council's choice of investments maintained an approach of security, where the amount invested is that repayable, then liquidity and only then yield. **Annexe B** shows with whom these investments were held at 31 March 2023.
18. A selection of charts in relation to investments is included in **Annexe C**. The main areas to highlight at 31 March 2023 are as follows:-
 - Counterparty exposure against the maximum allowed directly with an organisation. This shows that at 31 March 2023 no exposure limits set were breached. This was also the case during the year.
 - Investments held with different institutions as a percentage of the total shows that investments are diversified over a number of organisations and this was a strategy applied where possible during the year.
 - The geographic spread of investments as determined by the country of origin of relevant organisations. All investments are in sterling and countries are rated AA and above as per our approved criteria.
19. Using historic data adjusted for current financial market conditions, the probability of any default is low at circa 0.004% of the investments outstanding, i.e. £3,139
20. All investments held at 31 March 2023 are deemed recoverable. Accordingly, no impairment losses are reflected in the Council's 2022/23 Statement of Accounts arising from the Council's treasury management activities.
21. The overall level of interest receivable from treasury investments totalled £4.134 million in 2022/23. After allowing for interest on balances held on behalf of others, interest receivable for the general fund totalled £2.650 million. The average returns achieved compared to current industry benchmarks are shown in the table below.

	Return on Investment 2022/2023	
	Benchmark 7 day / 3month (%)	Achieved (%)
In-house	2.22 / 2.72	1.74

22. For benchmarking purposes, the Sterling Overnight Index Average rate (SONIA) for seven days and 3 months uncompounded is used, with Council performance below such benchmarks during 2022/23. This is not unexpected in a rapidly increasing interest rate environment as deposits already made cannot be re-invested at higher rates until they mature.

23. Investment returns picked up throughout the course of 2022/23 as central banks, including the Bank of England, realised that inflationary pressures were not transitory, and that tighter monetary policy was called for.
24. With uncertainty in bond and financial markets, short term investments of the type used by the Council i.e bank deposits less than one year, offered increased interest rates at Bank Rate or above. This was particularly the case for maturing deposits entered into in previous years, which would benefit from higher rates, where cash balances allow.
25. The Council continued to take a cautious approach to investing and is also fully appreciative of changes to regulatory requirements for financial institutions in terms of additional capital and liquidity that came about in the aftermath of the financial crisis. These requirements have provided a far stronger basis for financial institutions, with annual stress tests by regulators evidencing how institutions are now far more able to cope with extreme stressed market and economic conditions.

Borrowing and Outturn

26. Borrowing is undertaken to finance the Council's capital programme and manage any short-term cash flow requirements. The main sources of borrowing are identified in the table below.
27. At 31 March 2023, the Council had £855.1 million of external borrowing. This was predominantly fixed interest rate borrowing from the Public Works Loan Board (PWLB) payable on maturity.

31 March 2022			31 March 2023	
£m	Rate (%)		£m	Rate (%)
763.1		Public Works Loan Board	759.7	
51.0		Market (Lender Option Borrower Option)	51.0	
23.2		Welsh Government	44.4	
18.3		Local Authorities and other	0	
855.6	4.01	Total External Debt	855.1	3.96

28. It should be noted that there have been a number of recent changes to PWLB lending criteria which now includes a prohibition to deny access to borrowing from the PWLB for any local authority incurring expenditure on 'assets primarily for yield'.
29. All borrowing is in the name of the Council and a single pool of debt is maintained rather than having separate loans for the Housing Revenue Account. Total interest payable on external debt during 2022/23 was £34.1 million of which £13.5 million was payable by the Housing Revenue Account (HRA). In total £40.5 million was set aside from General Fund and HRA revenue budgets in line with the Councils approved policy on prudent provision for debt repayment.

30. Extracts from the borrowing strategy approved by Council in March 2022 are shown below.

- *Promoting revenue cost stability to aid financial planning and avoid a stop-start approach to service delivery, although it is recognised that this may have a financial impact.*
- *Pooling borrowing and investments to ensure the whole Council shares the risks and rewards of treasury activities.*
- *Ensuring borrowing plans are aligned to known capital expenditure spending plans and financial reserve levels.*
- *Achieving a balanced maturity profile.*
- *Having regard to the effects on current and future Council Tax and rent payers.*

External verses internal borrowing

Whilst interest rates for borrowing are greater than interest rates the Council receives for investments (the cost of carry), it makes financial sense to use any internal cash balances held in the short-term to pay for capital expenditure and minimise costs (internal borrowing), rather than undertake external borrowing. However, there is a risk that the Council may have to borrow at higher rates when it does actually need to borrow in future and so this position is kept under continuous review and delegated to the Corporate Director Resources. Borrowing undertaken is reported as part of reports to Council.

31. During 2022/23 the Council repaid £22.8 million of maturing loans. New interest free loans totalling £22.3 million were received from the Welsh Government in respect of energy efficiency schemes and towards a Welsh Buildings Safety Loan Scheme. The overall effect of these transactions during the year was to decrease the average rate on the Council's borrowing to 3.96% at 31 March 2023.
32. As part of its loan portfolio, the Council has six Lender Option Borrower Option (LOBO) loans totalling £51 million. These are where the lender can request a change in the rate of interest payable by the Council on pre-determined dates. The Council at this point has the option to repay the loan, but this option is conditional and would require the lender to ask for an increase in the current rates to trigger such an event. Apart from the option to increase rates these loans are comparable to PWLB and have no other complications such as variation in interest rates or complex terms. With current elevated interest rates in the market, the likelihood of such an event has increased. The Council has asked for options of early repayment primarily to manage refinancing risk on all loans being triggered at the same time, as set out in previous Treasury Management Reports. However, the premiums requested, do not represent value.
33. Interest rates on the LOBO's held range between 3.81% and 4.35% which are not unreasonable given the council's average rate. Details of the loans are shown in the table below.

34. None of the LOBO's had to be repaid during 2022/23. £24 million of the LOBO loans are subject to the lender having the right to change the rate of interest payable during the next financial year. The Council has the right to refuse the change, triggering early repayment and the need to re-finance. This is a manageable refinancing risk as LOBO's form a relatively low proportion of the Council's overall borrowing at 5.96%.

£m	Rate	Potential Repayment Date	Option Frequency	Full Term Maturity
6	4.28%	22/05/2022	6 months	21/11/2041
6	4.35%	22/05/2022	6 months	21/11/2041
6	4.06%	22/05/2022	6 months	23/05/2067
6	4.08%	01/09/2022	6 months	23/05/2067
22	3.81%	21/11/2025	5 years	23/11/2065
5	4.10%	17/01/2028	5 years	17/01/2078

35. In accordance with the borrowing strategy, the Council is undertaking internal borrowing which is when it uses temporary cash balances it holds in the short term instead of undertaking external borrowing. The level of internal borrowing is £66 million as at 31 March 2023, and this is confirmed by a comparison of the Council's external level of debt and its Capital Financing Requirement at 31 March 2023 as shown later in this report. The borrowing strategy will continue to look at options to manage the Council's future borrowing requirement using a mix of internal and external borrowing, having regard to future interest expectations before entering into longer term borrowing commitments.

Debt Rescheduling

36. No debt rescheduling or early repayment of debt was undertaken during 2022/23. The main obstacle remained the level of premium (penalty) that would be chargeable on early repayment by the PWLB. The net premium payable on the balance of PWLB loans at 31 March 2023, which are eligible for early repayment (£757 million), is £48 million. This premium is payable primarily because:-

- Interest rates on loans of equivalent maturities compared to those held are currently lower
- A penalty rate or lower early repayment rate was introduced by HM Treasury in November 2007, which increased the cost of premiums and reduced flexibility of Local Authorities to make savings. This has been a significant thorn in the ability of local authorities to manage debt more effectively.

37. The Council has previously considered the opportunity for early repayment of LOBO loans. Current elevated interest rates in the market increase the likelihood of a change event triggered by the lender. In addition the Council has asked for options of early repayment primarily to manage refinancing risk on all loans being triggered at the same time, as set out in previous Treasury Management Reports. However, the premiums requested, do not represent value, unless the key aim is to reduce any re-financing risk. The cost of premiums can be spread over future years. Whilst there may have been short terms savings, these may be outweighed by potentially longer-term costs.

Compliance with treasury limits and prudential indicators

38. During the financial year the Council operated within the treasury limits and prudential indicators set out in the annual Treasury Management Strategy. The actual outturn is shown in the following paragraphs and compared to the original estimates contained in the 2022/23 Budget Report. Future year's figures are taken from the Budget Report for 2023/24 and will be updated in the Budget Report for 2024/25.

Capital Expenditure

39. The "Prudential Code" requires the Council to estimate the capital expenditure that it plans to incur over the Medium Term. The actual capital expenditure incurred in 2022/23 and estimates of capital expenditure for the current and future years as set out in the Budget Report of March 2023 are as follows:-

Capital Expenditure							
	2022/23 Actual	2022/23 Original Estimate	2023/24 Estimate Month 4	2024/25 Estimate	2025/26 Estimate	2026/27 Estimate	2027/28 Estimate
	£m	£m	£m	£m	£m	£m	£m
General Fund	140	189	223	348	231	93	30
Housing Revenue Account	76	74	108	102	186	89	119
Total	216	263	331	450	317	182	149

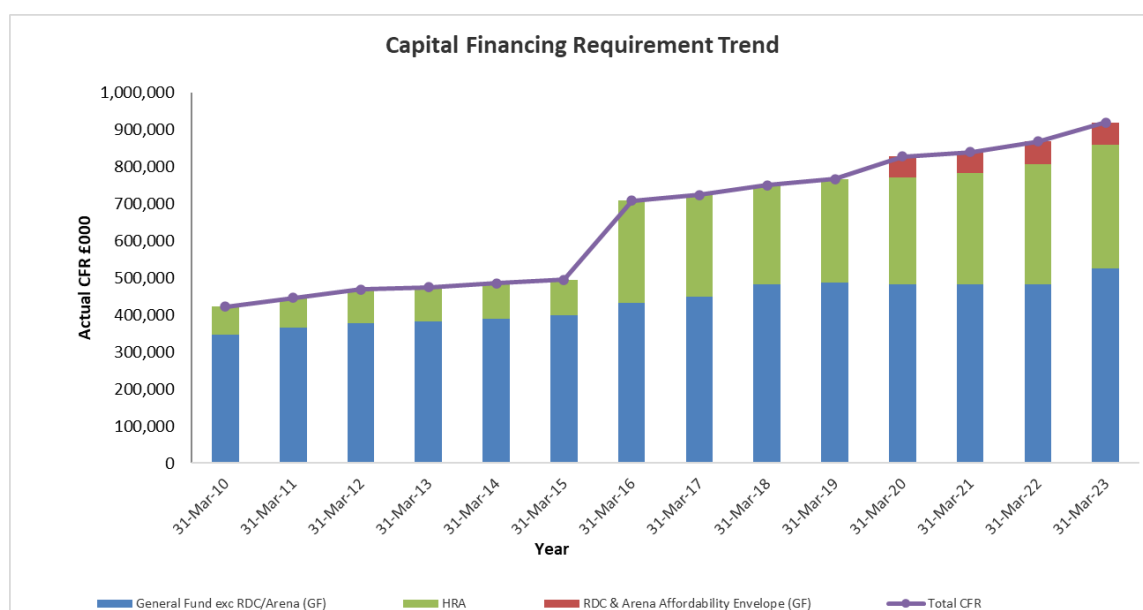
Capital Financing Requirement (CFR) – The Borrowing Requirement (Excluding Landfill Provision)

40. Where capital expenditure has been incurred without a resource to pay for it i.e. when proposed to be paid for by supported or unsupported borrowing, this will increase what is termed the Council's Capital Financing Requirement (CFR) which is the Council's underlying need to borrow. The Council is required to make a prudent provision for the repayment of historic capital expenditure from its revenue budget in line with its agreed policy which reduces the CFR. Calculation of the CFR is summarised in the table below and results in the need to borrow money.

Movement	Opening Capital Financing Requirement (CFR)
+	Capital expenditure incurred in year
-	Grants, contributions, reserves and receipts used for capital expenditure
-	Prudent Minimum Revenue Provision and Voluntary Repayment
=	Closing Capital Financing Requirement (CFR)

41. The chart below shows the trend in the CFR including the Housing Revenue Account. The latter includes the £187 million payment made from the HRA to HM Treasury to exit the subsidy system in 2015/16. As highlighted in the Treasury Management Strategy, the CFR is expected to grow in future years, requiring an increase in borrowing to pay for planned expenditure commitments, including those assumed to pay for themselves from future income or savings. These include indoor arena, new affordable housing, City

Deal and the 21st century school's financial model. Forecasts are to be updated as part of the budget report for 2024/25.



42. The CFR as at 01 April 2022 was £869 million. The actual CFR as at 31 March 2023, estimates for current and future years (estimated in the March 2023 budget) are shown in the table below and exclude non-cash backed provisions in relation to Landfill after care provision:-

Capital Financing Requirement (Excludes landfill provision)							
	2022/23	2022/23	2023/24	2024/25	2025/26	2026/27	2027/28
	Actual	Original	Estimate	Estimate	Estimate	Estimate	Estimate
	£m	Estimate	Month 4	£m	£m	£m	£m
		£m	£m				
General Fund	526	564	587	624	646	646	662
General Fund (Arena Affordability Envelope)	60	97	59	141	217	236	233
Housing Revenue Account	335	369	373	446	480	532	618
Total CFR	921	1,030	1,019	1,211	1,343	1,414	1,473
External Debt	855						
Over / (Under) Borrowing	(66)						

43. By comparing the CFR at 31 March 2023 (£921 million) and the level of external debt at the same point in time (£855 million), it can be seen that the Council is internally or under borrowed i.e. it is using some internal cash balances to finance its capital expenditure as at 31 March 2023 (£13 million at 31 March 2022).

Actual External Debt

44. The Code requires the Council to indicate its actual external debt at 31 March 2023 for information purposes. This was £855 million as shown in the earlier paragraphs.

Affordable Borrowing Limit

45. The Council has a statutory duty under section 3 of the Local Government Act 2003 and supporting regulations to determine and keep under review how much it can afford to borrow and to enter into credit arrangements (the “Affordable Borrowing Limit”). This cannot be breached without Council approval. Council must have regard to the Prudential Code when setting this limit which is intended to ensure that total capital investment remains within sustainable limits and that the impact upon future council tax/rent levels is affordable.
46. During 2022/23 the Council remained within the authorised limit of £1,457 million set for that year.

Operational Boundary

47. The operational boundary is the estimated level of external borrowing set at the start of the year and is subject to the level and timing of borrowing decisions during the year. The actual level of borrowing can therefore be below or above this initial estimate, but what cannot be breached is the affordable borrowing limit mentioned above. The boundary was estimated to be £1,030 million at 31 March 2023, to match the forecast for the CFR when setting the 2022/23 budget in March 2022.

Maturity Structure of Fixed Rate Borrowing

48. The maturity structure remains within the limits below approved as part of the 2021/22 strategy below. These limits are set to avoid having large amounts of debt maturing in a short space of time, thus being exposed to significant liquidity risk and interest rate risk.

	31-Mar-22		Upper limit	31-Mar-23			
	Loans to Maturity			Loans to Maturity		Loans if LOBO's Paid Early	
	%	£m		%	£m	%	£m
Under 12 months	2.66	22.8	10	0.51	4.4	3.32	28.4
12 months and within 24 months	0.53	4.5	10	0.51	4.4	0.51	4.4
24 months and within 5 years	2.13	18.2	15	3.45	29.5	6.61	56.5
5 years and within 10 years	8.95	76.6	20	11.74	100.4	11.74	100.4
10 years and within 20 years	20.40	174.5	30	20.40	174.4	18.99	162.4
20 years and within 30 years	20.66	176.8	35	21.38	182.8	21.38	182.8
30 years and within 40 years	25.47	217.9	35	25.05	214.2	25.05	214.2
40 years and within 50 years	18.62	159.3	35	16.37	140.0	12.40	106.0
50 years and within 60 years	0.58	5.0	15	0.59	5.0	0.00	0.0

49. The maturity profile of the Council's borrowing as at 31 March 2023 is also shown in a chart in **Annexe D**. In the medium to long term, efforts will be made to restructure loans maturing in 2056/57 and to review LOBO maturities in order to reduce refinancing risk.

Ratio of financing costs to net revenue stream

50. This indicator identifies the trend in the cost of capital financing, showing the percentage of the Council's revenue budget that is committed for this purpose. Financing costs include:

- interest payable on borrowing and receivable on treasury investments
- penalties or any benefits receivable on early repayment of debt
- prudent revenue budget provision for repayment of capital expenditure paid for by borrowing and
- re-imburement of borrowing costs from directorates in respect of Invest to Save/Earn schemes.

51. For the General Fund, net revenue stream is the amount to be met from non-specific WG grants and Council Tax, whilst for the HRA it is the amount to be met from rent payers.

Ratio of financing costs to Net Revenue Stream							
	2022/23 Original Estimate %	2022/23 Actual %	2023/24 Estimate %	2024/25 Estimate %	2025/26 Estimate %	2026/27 Estimate %	2027/28 Estimate %
General Fund – Net Capital Financing Budget	4.58	4.05	4.26	4.48	4.75	5.00	5.15
General Fund – Gross Capital Financing Budget	6.90	6.09	6.64	7.38	8.44	8.90	9.02
HRA	32.16	29.29	28.97	30.66	32.84	34.34	36.57

52. Although there may be short term implications, invest to save/earn schemes are intended to be net neutral on the capital financing budget. However, there are risks that the level of income, savings or capital receipts anticipated from such schemes will be delayed or will not materialise. This would have a detrimental long-term consequence on the Revenue budget and requires careful monitoring when considering future levels of additional borrowing.

53. An increasing percentage indicates that a greater proportion of the budget is required for capital financing costs which are committed in the long term. The requirement to meet these additional costs can only come from future savings or from increases in Council Tax. An increasing ratio limits the scope for additional borrowing in future years and reduces the Council's overall flexibility when making decisions on the allocation of its revenue resources. The percentages consider the impact on the base budget of the level of savings having to be found in 2023/24 and over the medium term as set out in the budget report for 2023/24. They are based on future assumptions in respect to Aggregate External Financing, council tax income and housing rents at a point in time, so are

extremely variable as an indicator.

Principal Invested for over 364 days

54. An upper limit for principal invested over 364 days was set at £90 million and this was not breached during the year, primarily due to the strategy adopted of minimising the period for which investments were made during 2022/23

Resilience of the Treasury Management Function

55. The Treasury function performs a key role including ensuring that sufficient funds are available to meet the Council's financial commitments and is currently the payment mechanism of last resort for the Council. The CIPFA Treasury Management Code requires all organisations to have a formal and comprehensive knowledge and skills or training policy for the effective acquisition and retention of treasury management knowledge and skills for those responsible for management, delivery, governance and decision making. The Section 151 Officer and Head of Finance are responsible for ensuring that Treasury Management activities are resourced with relevant skills and experience, consistent with the complexity and size of the activity undertaken. The requirements to meet high standards, accuracy and governance requirements are significant for a small specialist team.
56. Treasury Management activities continue to be the subject of regulatory change and economic uncertainty. Changes in the profile of the Council's projected balance sheet, including an ambitious capital investment programme which increases the level of existing borrowing, will place the emphasis on ensuring borrowing at the most appropriate structure and timing to reduce risk to the council. The treasury team will need to consider focusing allocating resources towards short and long-term tactical borrowing decisions to manage the borrowing requirement and support minimisation of longer-term costs, whilst identifying and managing risk in a proportionate way. This will require the use of external services, where appropriate to provide the tools and / or expertise to support the implementation of the borrowing strategy and the risk management framework. This and some of the other issues and challenges outlined below continue to test skills and resilience, something that will need to continue to be monitored closely by the S151 Officer.

Treasury Management issues for 2023/24 and future years

57. Whilst this report is primarily backward looking in relation to Treasury Activities for 2022/23, some key issues for 2023/24 are:
- Encouraging a greater focus on predicting cash flow forecasts and encouraging the prompt collection of cash balances e.g submitting and following up grant claims, accurate forecasts of reserves and capital expenditure projections.
 - Managing reducing cash balances and maintaining liquidity by seeking short term opportunities to manage the council's borrowing requirement in line with the 2023/24 strategy and interest rate forecasts.
 - Ensuring compliance with HM Treasury revised lending policies and processes aimed to prevent borrowing undertaken to fund investment purely for financial gain. It should be noted that any such expenditure would preclude any borrowing from the PWLB.
 - Updating the Treasury Management Strategy for the 2023/24 budget in line with any updates to the Capital Investment Programme forecasts and scheme delivery including the impact of borrowing requirements in respect to major regeneration projects.
58. In accordance with the Council's Treasury Management Policy, Council will receive a further update on Treasury Management issues as part of the 2023/24 Mid-Year Treasury Management report in November 2023.

Christopher Lee

Corporate Director Resources
26 October 2023

The following Annexes are attached:-

- Annexe A – Treasury Management Policy and Four Clauses of Treasury Management
- Annexe B – Investments at 31 March 2023 - Confidential
- Annexe C – Investment charts at 31 March 2023 - Confidential
- Annexe D – Maturity analysis of debt as at 31 March 2023
- Annexe E – Glossary of Treasury Management terms

Annexe A – Treasury Management Policy and Four Clauses of Treasury Management adopted by Council 25/02/2010

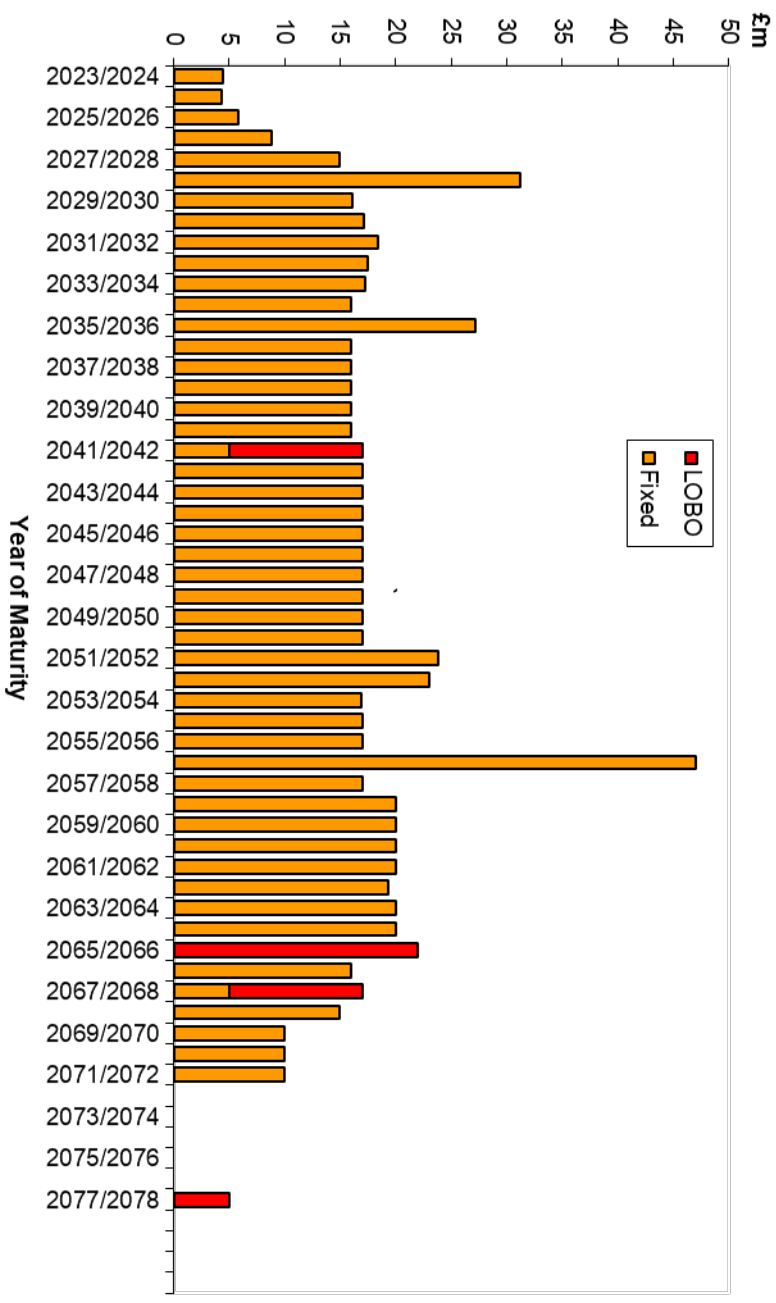
Council's treasury management Policy / Activities

1. This Council defines its treasury management activities as: the management of its investments and cash flows, its banking, money market and capital market transactions; the effective control of the risks associated with those activities; and the pursuit of optimum performance consistent with those risks.
2. This Council regards the successful identification, monitoring and control of risk to be the prime criteria by which the effectiveness of its treasury management activities will be measured. Accordingly, the analysis and reporting of treasury management activities will focus on their risk implications.
3. This Council acknowledges that effective treasury management will provide support towards the achievement of its business and service objectives. It is therefore committed to the principles of achieving value for money in treasury management, and to employing suitable comprehensive performance measurement techniques, within the context of effective risk management.

Four Clauses of Treasury Management

4. In compliance with the First Clause, this Council will create and maintain, as the cornerstones for effective treasury management:-
 - A treasury management policy statement, stating the policies, objectives and approach to risk management of its treasury management activities
 - Suitable Treasury Management Practices (TMPs), setting out the way the Council will seek to achieve those policies and objectives, and prescribing how it will manage and control those activities
5. In compliance with the Second Clause, this Council will receive reports on its treasury management policies, practices and activities, including, as a minimum, an annual strategy in advance of the year, a mid-year review and an annual report after the year's close, in the form prescribed in its TMPs.
6. In compliance with the Third Clause, this Council delegates responsibility for the implementation and regular monitoring of its treasury management policies and practices to the Executive, and for the execution and administration of treasury management decisions to the Corporate Director Resources in accordance with existing delegations, who will act in accordance with the Policy Statement, TMPs and CIPFA's Standard of Professional Practice on Treasury Management.
7. In compliance with the Fourth Clause, this Council requires the scrutiny of the accounting, audit and commercial issues of its Treasury Management Strategy and Practices to be undertaken by the Council's Audit Panel due to the technical nature of the documents.

Annexe D – Maturity Profile of Debt at 31 March 2023



Annexe E – Glossary of Treasury Management Terms

Bank Rate

1. The rate of interest set by the Bank of England as a benchmark rate for British banks.

Bonds

2. A long-term debt security issued by a company, a financial institution, a local authority, national government or its affiliated agencies. It represents an undertaking to repay the holder the fixed amount of the principal on the maturity date plus a specified rate of interest payable either on a regular basis during the bond's life (coupon) or at maturity.

Borrowing

3. Loans taken out by the authority to pay for capital expenditure or for the prudent management of the Council's financial affairs, which are repayable with interest.

Capital Expenditure

4. Capital expenditure pays for improvements to existing and new assets used in the delivery of Council services as well as other items determined by Regulation. Capital resources are scarce, costly and also have long term revenue implications over many years and even generations where capital expenditure is funded by borrowing. Hence the requirement of the Prudential Code to ensure what is charged as Capital Expenditure is Prudent, Sustainable and Affordable.
5. The statutory definition of capital expenditure is given in the Local Government Act 2003, the Local Authorities (Capital Finance) Regulations 2003 and 2004 as amended. Statute relies on the accounting measurement of cost in International Accounting Standard (IAS) 16 to determine whether expenditure is eligible to be capitalised or whether it should be treated as revenue expenditure. Key to what is eligible as capital spend are the following words in IAS 16 - 'Costs directly attributable to bringing the specific asset into working condition for its intended use'.

Capital Financing Requirement (CFR)

6. An authority's underlying need to borrow for a capital purpose. It measures capital expenditure incurred but not yet financed by the receipt of grants, contributions and charges to the revenue account.

Capital Market

7. A market for securities (debt or equity), where companies and governments can raise long-term funds (periods greater than one year). The raising of short-term funds takes place on other markets (e.g. the money market).

Capital Programme

8. The Capital Programme sets out the Council's capital expenditure plans for the forthcoming financial year as well as for the medium term. It is approved annually at Council and identifies the estimated cost of those schemes, their projected phasing over financial years as well as the method of funding such expenditure.

Certificates of Deposits (CDs)

9. A certificate issued for deposits made at a deposit-taking institution (generally a bank). The bank agrees to pay a fixed interest rate for the specified period of time and repays the principal at maturity. CDs can be purchased directly from the banking institution or through a securities broker. An active interbank secondary market exists to buy and sell CDs.

Chartered Institute of Public Finance & Accountancy (CIPFA)

10. CIPFA is the professional body for accountants in public finance. As a specialised public services body, it provides information, guidance, and determines accounting standards and reporting standards to be followed by Local Government.

Collective Investment Scheme Structures

11. Schemes whereby monies from a number of investors are pooled and invested as one portfolio in accordance with pre-determined objectives.

Corporate Bonds

12. Bonds that are issued by a company or other non-government issuers. They represent a form of corporate debt finance and are an alternative means of raising new capital other than equity finance or bank lending.

Counterparty

13. One of the parties involved in a financial transaction with whom the Council may place investments.

Counterparty / Credit Risk

14. Risk that a counterparty fails to meet its contractual obligations to the Council to repay sums invested.

Credit Criteria

15. The parameters used as a starting point in considering with whom the Council may place investments, aimed at ensuring the security of the sums invested.

Credit Default Swaps

16. A financial transaction which the buyer transfers the credit risk related to a debt security to the seller, who receives a series of fees for assuming this risk. The levels of fees reflect the perceived level of risk.

Credit Rating

17. A credit rating assesses the credit worthiness of an individual, corporation, or even a country. Credit ratings are calculated from financial history and current assets and liabilities. Typically, a credit rating tells a lender or investor the probability of the subject being able to pay back a loan. Ratings usually consist of a long-term, short term, viability and support indicators. The Fitch credit rating of F1 used by the Council is designated as "Highest Credit Quality" and indicates the strongest capacity for timely payment of financial commitments.

Debt Management Account Deposit Facility (DMADF)

18. The Debt Management Office provides this service as part of its cash management operations and of a wider series of measures designed to improve local and central government's investment framework and cash management. The key objective of the DMADF is to provide users with a flexible and secure facility to supplement their existing range of investment options while saving interest costs for central government.

Debt Restructuring

19. Debt restructuring is a process that allows an organisation to reduce, renegotiate and undertake replacement debt.

Diversification of Investments

20. The process of creating a portfolio of different types of financial instruments with regard to type, price, risk issuer, location, maturity, etc. in order to reduce the overall risk of the portfolio as a whole.

Duration (Maturity)

21. The length of time between the issue of a security and the date on which it becomes payable.

External Borrowing

22. Money borrowed from outside of the Council.

Financial Instrument

23. Any contract that gives rise to a financial asset of one entity and a financial liability or equity instrument of another. Typical financial liabilities are borrowing and financial guarantees. Typical financial assets include bank deposits, amounts owed by customers, loans receivable and investments.

Fitch Credit Ratings

24. A commercial organisation providing an opinion on the relative ability of an entity to meet financial commitments, such as interest, preferred dividends, repayment of principal, insurance claims or counterparty obligations. The opinion is usually provided in the form of a credit rating.

Fixed Rate

25. An interest rate that does not change over the life of a loan or other form of credit.

Floating Rate Notes

26. A money market security paying a floating or variable interest rate, which may incorporate a minimum or floor.

Fraud / Error Risk

27. Risk of losses being incurred because of fraud, error or corruption in treasury management and failure to institute adequate systems, procedures and other arrangements to prevent irregularities.

Housing Revenue Account (HRA)

28. The HRA is an account of expenditure and income that every local authority housing department must keep in accordance with the Local Government & Housing Act 1989. The account is kept separate or ring fenced from other Council activities. Income is primarily generated by the rents and service charges paid by tenants, while expenditure is on the management and maintenance of the housing stock, and capital financing charges on the HRA's outstanding loan debt.

Interest Rate Risk

29. Risk that fluctuations in interest rates could impose extra costs against which the Council has failed to protect itself adequately.

Internal Borrowing

30. Money borrowed from within the Council, sourced from temporary internal cash balances.

Investments

31. The purchase of financial assets to receive income and/or make capital gain at a future time, however with the prime concern being security of the initial sum invested.

Lender Option Borrower Option Loans (LOBOs)

32. Loans to the Council where the lender can request a change in the rate of interest payable by the Council at pre-defined dates and intervals. The council at this point has the option to repay the loan.

Liquidity

33. The ability of the Council to meet its financial obligations as they fall due.

Market Loans

34. Borrowing that is sourced from the market i.e. organisations other than the Public Works Loan Board or a Public Body.

Medium Term Financial Plan

35. Plan outlining the financial strategies and actions that are envisaged by the Council in the medium term regarding the budget.

Markets in Financial Instruments Directive (MiFID)

36. EU legislation that regulates firms who provide financial instrument services. MiFID was applied in the UK from November 2007 but was revised with changes taking effect from 3 January 2018 (MiFID II).
37. The aim is to ensure financial institutions undertake more extensive checks on their client's suitability for investment products. Organisations undertaking investments will be either classified as 'retail' or 'professional'.
38. MiFID II requires all Local Authorities to be initially treated as "retail clients" unless they "opt up" to a "professional client". The assumption being that retail clients require a greater level of due diligence and support for investment decision making. Financial

institutions will owe a greater duty of care to retail clients, however, they will have no greater financial protection than professional clients.

Minimum Revenue Provision (MRP)

39. This is the amount which must be charged to the authority's revenue account each year and set aside as provision for repaying external loans and meeting other credit liabilities. The prudent amount is determined having regard to guidance issued by WG. This has the effect of reducing the Capital Financing Requirement (CFR).

Money Market

40. The market for short-term securities or investments, such as certificates of deposit, commercial paper or treasury bills, with maturities of up to one year.

Money Market Funds

41. An investment fund which pools the investments of numerous depositors, spreading those investments over a number of different financial instruments and counterparties. Funds with a Constant Net Asset Value (CNAV) are those where the sum invested is the same on maturity, Low Volatility Net Asset Value (LVNAV) are those where any sum invested is likely to be the same on maturity. Funds with a Variable Net Asset Value (VNAV) are those where the sum on maturity could be higher or lower due to movements in the value of the underlying investments.

Net Asset Value (NAV)

42. The market value of an investment fund's portfolio of securities as measured by the price at which an investor will sell a fund's shares or units.

Pooling

43. The process whereby investments or loans are held corporately rather than for specific projects or parts of the Council, with recharges to those areas for their share of the relevant income and expenditure using an agreed methodology, where such a recharge is required to be made.

Prudential Code for Capital Finance

44. The system introduced on 1 April 2004 by Part 1 of the Local Government Act 2003 which allows local authorities to borrow without Government consent, if they can afford to service the debt from their own resources and that any such borrowing is prudent and sustainable. This requires the preparation and approval of various indicators.

Public Works Loans Board (PWLB)

45. The Public Works Loans Board is a statutory body operating within the United Kingdom Debt Management Office, an Executive Agency of HM Treasury. PWLB's function is to lend money from the National Loans Fund to local authorities and other prescribed bodies, and to collect the repayments.

Refinancing Risk

46. Risk that maturing borrowing or other financing of capital projects cannot be renewed on terms that reflect existing assumptions and that the Council will suffer extra costs as a result.

Regulatory Risk

47. Risk that actions by the Council or by any person outside of it are in breach of legal powers or regulatory requirements resulting in losses to the Council, or the imposition of extra costs.

Ring Fencing

48. The largest UK banks, (those with more than £25bn of retail / Small and Medium-sized Enterprise (SME) deposits), are required, by UK law, to separate core retail banking services from their investment and international banking activities. Whilst smaller banks with less than £25bn in deposits are exempt, they can choose to opt up. Several banks are very close to the threshold already and so may come into scope in the future regardless.
49. Ring-fencing is a regulatory initiative created in response to the global financial crisis. It mandates the separation of retail and SME deposits from investment banking, to improve the resilience and resolvability of banks by changing their structure. In general, simpler, activities offered from within a ring-fenced bank, (RFB), will be focused on lower risk, day-to-day core transactions, whilst more complex and “riskier” activities are required to be housed in a separate entity, a non-ring-fenced bank, (NRFB). This is intended to ensure that an entity’s core activities are not adversely affected by the acts or omissions of other members of its group.

Security

50. Protecting investments from the risk of significant loss, either from a fall in value or from default of a counterparty.

Sovereign Credit Ratings

51. The credit rating of a country. It indicates the risk level of the investing environment of a country, considering political risk and other factors.

Sterling

52. The monetary unit of the United Kingdom (the British pound).

Term Deposits

53. A term deposit is a money deposit at a banking institution that cannot be withdrawn for a certain “term” or period of time.

Treasury Management

54. The management of the organisation’s borrowing, investments and cash flows, its banking, money market and capital market transactions; the effective control of the risks associated with those activities; and the pursuit of optimum performance consistent with those risks.

Treasury Bills

55. Debt securities issued by a government with a short-term maturity of up to 6 months.

UK Government Gilts

56. Fixed-interest debt securities issued or secured by the British Government. Gilts are always denominated in sterling though the Government occasionally also issues instruments in other currencies in the Eurobond market or elsewhere.

Variable Rate

57. An interest rate that changes in line with market rates.

Yield

58. The annual rate of return paid out on an investment, expressed as a percentage of the current market price of the relevant investment.